

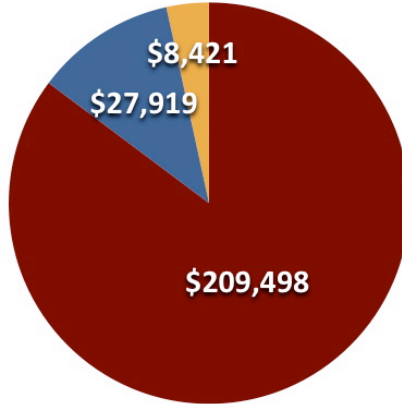
Ama Foundation 2009 Contributions

Revenue Sources

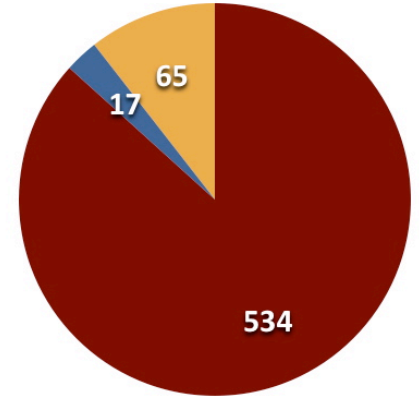
In 2009, individuals, corporations and corporate matching programs made up AF's donor base. In total, they made 616 donations to the AF operating and building funds. Individuals made 87% (534) of donations, which made up 85% (\$209,498) of AF's total contributions. Corporations and their employer matching programs made 13% (82) of the donations making up 15% (\$36,340) of total contributions.

Revenue Sources

By Amount



By Number of Donations



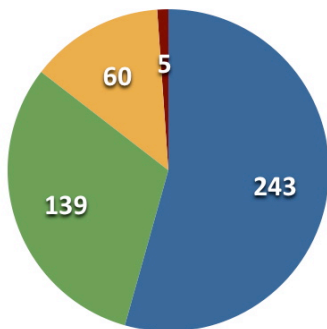
Operating Donations	Average	Maximum
Individual	\$134	\$2,000
Organization	\$1,070	\$10,000
Matching	\$272	\$800

Donation Size

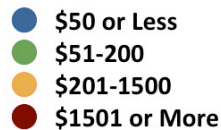
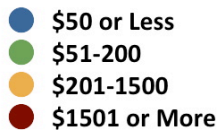
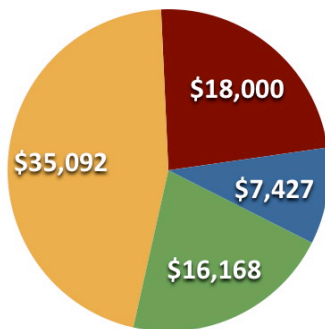
AF survives primarily on donations from individuals who gave between \$10 and \$60k to the operating and building funds. The average individual donation to the operating fund was just under \$134 and maximum \$2000. The majority of AF's operating revenue comes from donations in the \$201 to \$1500 range. The building fund donations statistics are atypical as a large portion of the funding came from a small number of individuals.

Operating Fund Donation Size

By Number of Donations

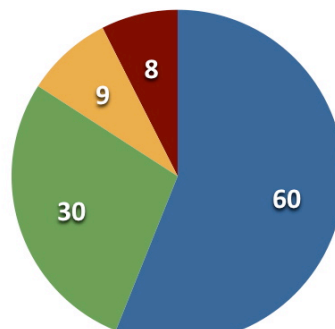


By Amount Generated



Building Fund Donation Size

By Number of Donations



By Amount Generated

